



Be an

# influencer

4-Week Children's Ministry Curriculum

“Influencers” are the new heroes in our culture. Kids dream of being popular on social media or even becoming a professional TikTok creator. This series teaches how to be a godly influence in real life by following God’s Word. Each lesson profiles a character in the Bible and shows how they influenced others by living out their faith. Children will be challenged to follow Jesus and let his light shine out to influence others.

This curriculum is flexible enough to handle a wide range of age groups in even the smallest Sunday school. We have included “more than enough” with each lesson to help you adapt to every teaching situation. Use what you can to teach the main idea, even if your class time does not allow for all activities.

You are viewing the combined PDF version of this series. Individual lesson files, Word format, bonus graphics, and more are available using the following Dropbox folder:

<https://www.dropbox.com/sh/d7gmfnfpqpoj0148/AACb78l9Zu162yidczvxDucZa?dl=0>

All lessons were written by Jessa McClure. This material is © 2021 by [The Sunday School Store](https://www.sundayschoolstore.com). You have full permission to copy, print, and share within your local church or ministry group. You can even share the link above to directly share the material with your co-teachers or parents.

Scripture quotations are taken from The Holy Bible, New International Version® NIV® Copyright © 1973, 1978, 1984, 2011 by Biblica, Inc.™ Used by permission. All rights reserved worldwide.

We are praying for you and your ministry. Please reach out if you have any concerns or advice to improve our curriculum. May God continue to bless your service to His kids.

Tony Kummer, Editor  
The Sunday School Store  
[support@sundayschool.store](mailto:support@sundayschool.store)

# 4-Week Curriculum Overview

---

## Lesson #1: Be Intentional

- **Big Idea:** To be an influential person, you have to be intentional with your actions and be aware of your actions and how they affect others. You have a purpose, and you won't let anything get in the way of it.
- **Key Passage:** The story of Paul from conversion to persecuted Christian. We'll talk about how Paul became one of the most influential people of the Bible and how he was a godly example to follow.
- **Memory Verse:** Acts 9:15 "But the Lord said to Ananias, 'Go! This man is my chosen instrument to proclaim my name to the Gentiles and their kings and to the people of Israel.'"

## Lesson #2: Be Selfless

- **Big Idea:** To be an effective influencer, you have to have people who will follow you. In order to be a good leader, you have to be willing to listen to others and speak thoughtfully to them.
- **Key Passage:** The story of how Jonathan was selflessly loyal to David. Jonathan was the son of Saul and could have earned his father's favor instead of worrying about David. But because he cared for David like himself, he was able to save the man whose family line included Jesus.
- **Memory Verse:** 1 Samuel 20:42 "Jonathan said to David, 'Go in peace, for we have sworn friendship with each other in the name of the Lord....'"

## Lesson #3: Be Trustworthy

- **Big Idea:** In order to influence others, they have to trust what you are saying. They have to know that you keep your word and what you speak is the truth.
- **Key Passage:** Joshua's speech to the tribes of Israel. Because of Joshua's reputation of being an instrument of God and a trustworthy person, he was able to remind the Israelites what God had done for them and to encourage them to agree to follow the Lord instead of the many false gods of the time.
- **Memory Verse:** Joshua 24:15 "....But as for me and my household, we will serve the Lord.'"

## Lesson #4: Be Inspirational

- **Big Idea:** Being an inspiration is no easy task. You have to encourage others to do what is right and believe in the unbelievable. This comes from developing relationships, proving your trustworthiness and allowing others to speak.
- **Key Passage:** Jesus' life from his birth to his time on the cross. Jesus is the ultimate influencer and motivator to do the right thing. We will talk about key points in his life and ministry and why he is the way, the truth and the life.
- **Memory Verse:** John 14:6. "Jesus answered, 'I am the way the truth and the life. No one comes to the Father, except through me.'"

## Lesson Summary

**Title:** Influencers are INTENTIONAL

- **Big Idea:** To be an influential person, you have to be intentional with your actions and be aware of your actions and how they affect others. You have a purpose, and you won't let anything get in the way of it.
- **Key Passage:** The story of Paul from conversion to persecuted Christian. We'll talk about how Paul became one of the most influential people of the Bible and how he was a godly example to follow.
- **Memory Verse: Acts 9:15** "But the Lord said to Ananias, 'Go! This man is my chosen instrument to proclaim my name to the Gentiles and their kings and to the people of Israel.'"
- **Key Life Application:** Through the story of Paul's life, children will see how his life was changed by his encounter with Jesus. But even though he became a sought-after preacher and did many amazing things for God, his path wasn't easy. He had to be INTENTIONAL with his actions and stay close to God in order to do what he asked.

**Gospel Connection:** As you go through this lesson, remind children that Paul didn't start out being an "influencer." He had an encounter with the Lord, asked for forgiveness and became a follower of Christ. God wants us all to have that encounter with him, accept Jesus as our savior, and do things according to his purpose for our lives.

### Supplies Needed:

- Printout of the "Paul's Life as an Influencer" script for each child
- A chair for each child
- An open space for the chairs to be in a circle
- Blindfold (optional)
- Printout of Paul's Insta Influencer page (below)
- Pencils
- Crayons/markers/colored pencils

# Memory Verse Activity: Hand Motions

But the Lord said to Ananias,

*Make an “L” with thumb and forefinger and bring it from shoulder to hip. Then make the sign for “a” in sign language (here’s what it looks like)*

‘Go! This man is my chosen instrument

*Use your thumb to point behind you. Then pretend to play a trumpet.*

To proclaim my name

*Hold both hands on the side of your face, like you’re shouting.*

To the Gentiles and their kings

*Spread your hands out and then pretend to place a crown on your head.*

And to the people of Israel.’

*Place your hand at different levels to mime different heights.*

Acts

*Make the sign for the letter “a”*

[here’s what it looks like](https://www.signingtime.com/dictionary/aa/) - <https://www.signingtime.com/dictionary/aa/>

9:15

*Make each number with your fingers (ie. Nine fingers, one, five)*



**“But the Lord said to  
Ananias, ‘Go! This man is  
my chosen instrument to  
proclaim my name to the  
Gentiles and their kings and  
to the people of Israel.’”**

**Acts 9:15**



## Lesson Skit: Paul's Life as an Influencer

Note: Each skit in the series will focus on one of the “influencers” of the Bible. It will be a mock YouTube channel that will speak to kids where they are. Use these skits as a fun way to introduce each Bible character and their importance to the Gospel.

**Parts:** Host & Paul

**Set:** *Use a large piece of foam board to create a pretend computer screen. It will look like a large frame. Have the actors sit inside the frame to say their lines. The influencer will be out of frame for the first few seconds.*

**Skit:**

**Host:** Hi guys! Welcome to my channel here on BibleTube. For the next couple of videos, we're going to focus on some of the top Biblical influencers. Please welcome my first guest, the Roman citizen turned Christian apostle—Paul!

*(Paul walks into the frame)*

**Paul:** Hi everybody! It's a pleasure to be here. This technology is a little new to me. We thought Moses' stone tablets were a big deal.

**Host:** *(laughs)* I bet. Well, we wanted to have you on our show because you are a big influencer!

**Paul:** I'm not sure what that means, but I do enjoy being a positive influence.

**Host:** That's right. Being an influencer means others are watching you to see how they should act and respond. In today's world, there are lots of influencers who tell people what to buy, how to dress and where they should go, but they aren't always setting a Christ-like example. That's where you come in! You are one of the people that we'd like to emulate because you can show people what it's like to walk with Christ. Let's play a little game so our viewers can get to know you. I'm going to say a word and you have to tell me what comes to mind. Ready?

**Paul:** I think so.

**Host:** Okay, first word, ROMAN.

# LESSON 1: BE INTENTIONAL

**Paul:** Well, I was born a Roman citizen in Tarsus. This gave me some rights and privileges that others didn't have. This helped me escape death a time or two.

**Host:** Next word, HEBREW

**Paul:** I grew up Jewish, as a part of the Hebrew people. My father was a Pharisee and being a righteous Jew was very important to me and my family.

**Host:** Next word, STEPHEN

**Paul:** This is a very sad part of my history because now I know Stephen was a good Christian man. But before I became a Christian, I was a persecutor of them, and I approved of the stoning of Stephen. (looks sad)

**Host:** We forgive you, Paul, but most importantly, God forgives you because of your trust in Jesus. The next word is DAMASCUS.

**Paul:** On the road to Damascus was where I came to know the Lord. He came down upon me and I was blinded by his glory. But God restored my sight through a man named Ananias and I knew that this could have only been possible through Jesus. That is when I became a Christian.

**Host:** And we're so glad he did. Last word is APOSTLE.

**Paul:** After I became a Christian, I began to preach to the gentiles, which are the people who weren't born Israelites and didn't follow Jewish customs and traditions. An apostle is any important early leader or preacher of Christianity. Because I spent much of my time leading Gentiles to Christ, I became known as the "Apostle to the Gentiles."

**Host:** Thanks for playing our game, Paul! What would you want to say to others who want to be influencers?

**Paul:** Oh, my goodness, that's a big question. I think I would say, start with getting your heart right with God. You can't lead others to Christ if you aren't following him.

**Host:** That's a great answer! Thanks for being on our show today! If you liked this video, don't forget to like those around you and subscribe to following Christ!

## Large Group Lesson

*\*After the skit*

So, what are your thoughts about Paul? Do you think he was an influencer? (allow for answers). What makes you think he influenced other people? (allow for answers)  
There were many reasons that Paul was influential. Let's look at some of those ideas.

First of all, he came from a very religious family. They were devout Jews. They took their religion very seriously. Paul's father was an important leader in the Jewish world, called a Pharisee. He was almost like a judge. So, when Paul and his family spoke, people listened.

In 2 TIMOTHY 1:3, Paul writes to his beloved friend Timothy about how much his heritage means to him. Even though he eventually became a Christian, he still had a connection to his ancestors.

Before he became a Christian, Paul used his influence for evil, approving of the stoning of Stephen, who was a follower of Christ. In ACTS 7:57-58 we see that those who were stoning Stephen laid their coats at the feet of Paul (Saul) He didn't do anything to stop this crime from happening. Why do you think the people laid their coats at Paul's feet? I think it's because they knew he was an important person. It's sort of like they were asking for his approval. And because he did nothing, they continued to stone him.

But, Paul soon found himself on the road to Damascus where his life would change drastically. In Acts 9, we see that Paul was on his way to gather up some of these unrighteous Jews who were preaching about Jesus, but as he traveled, he had an encounter with the Lord. He saw a flash of light from Heaven and fell the ground. The voice asked why he was persecuting him? Paul was scared and asked who was speaking. The Lord said, "I am Jesus, whom you are persecuting...Now get up and go into the city, and you will be told what you must do." It was there that a man named Ananais (who was called by the Lord) healed him. Paul was changed by this experience and became baptized.

It was long before Paul became a well-known teacher and preacher of the Gospel. While Paul had his amazing experiences to share with people, he was specifically called to preach to the Gentiles. This meant the people who were not born Jewish. Being a Jewish man himself, he could have easily stuck with the people he knew, but

# LESSON 1: BE INTENTIONAL

that wasn't what God had called him to do. Paul was INTENTIONAL about the people he preached to and what he preached about.

What does INTENTIONAL mean? (allow for answers) INTENTIONAL means something you do on purpose. You can be intentional about saying kind words to your siblings. You can be intentional about cleaning up after yourself. Or you can be intentional about reading your Bible every day. Well, Paul was INTENTIONAL with all of his actions.

Paul was new to the Christian lifestyle, but he knew that God had called him to preach to the Gentiles and bring them to the Lord. He knew that God wanted all people to know and love Jesus. But some of the apostles that lived at the time—some who even served with Jesus—treated the Gentiles differently than the Jewish Christians. Paul could have just kept quiet and let them be treated differently, but he knew God didn't want that.

Paul knew his purpose and he wasn't going to let anyone get in the way of that. He was INTENTIONAL about treating the Gentiles with respect, and even confronted Peter about it in Galatians 2:11-16, saying, “We who are Jews by birth and not sinful Gentiles know that a person is not justified by the works of the law, but by faith in Jesus Christ. So, we, too, have put our faith in Christ Jesus that we may be justified by faith in Christ and not by the works of the law...”

Paul went on to do many amazing things and we look to him as an influential person. He was INTENTIONAL about his actions, and he didn't let anyone get in the way of his God-given purpose. This week, remember that you are a child of God. Be INTENTIONAL with your actions and you just might become a real “influencer.”

**Memory Verse:** “But the Lord said to Ananias, ‘Go! This man is my chosen instrument to proclaim my name to the Gentiles and their kings and to the people of Israel.’”  
**Acts 9:15**

## (K to 2nd) Small Group or SS Discussion

### Discussion Questions:

1. What religion did Paul's family follow when he was growing up?
  - A. Judaism (He was Jewish)
2. What important job did Paul's father have?
  - A. Pharisee
3. Did Paul always follow Jesus and help Christians?
  - A. No (He approved the stoning of Stephen)
4. Where was Paul when he saw a flash of light and heard the voice of the Lord?
  - A. Damascus
5. Who did God call Paul to preach to?
  - A. The Gentiles

Let's say a prayer to help us remember to be INTENTIONAL like Paul.

**Prayer:** Dear God, thank you for giving us people like Paul in the Bible to look up to. We pray that we can be intentional with our actions, Lord, and help others to know and love you. Guide us in our daily lives so that we are doing what you have called us to do. In Jesus name, Amen.

## (3rd to 5th) Small Group or SS Discussion

*Note: Allow children to tell you what they think. Multiple answers could apply.*

### Discussion Questions:

1. Why do you think Paul persecuted Christians in his early life?

*He was INFLUENCED by his family (his father) who was a Pharisee. He was brought up in a family who believed that Christians were not righteous and should be looked down upon, and even punished.*

2. Why do you think Paul decided to be baptized and follow Jesus after his encounter with the Lord in Damascus?

*He heard the Lord's voice after a blinding light, and he instantly knew that this was something miraculous. He knew when Ananias healed him, and he could once again see, that he had truly been touched by the Lord. He realized that his family had been wrong, and Christians were following God.*

3. How was Paul INTENTIONAL with his actions?

*He confronted Peter about treating the Gentiles differently when he had not been a Christian leader for very long.*

4. What are some ways that we can be intentional with our actions in order to be a positive, godly influence on those around us?

*We can intentionally seek out kids at school who are lonely or don't have many friends. We can intentionally help our parents with household work so it isn't all on them. We can intentionally read our Bibles every day so that we know the Word and have a deeper relationship with God..*

**Prayer:** Dear God, thank you for giving us people like Paul in the Bible to look up to. We pray that we can be intentional with our actions, Lord, and help others to know and love you. Guide us in our daily lives so that we are doing what you have called us to do. In Jesus name, Amen.



## Hands-on Lesson Review

“Who’s the Influencer?”

### Supplies:

- A chair for each child
- An open space for the chairs to be in a circle
- Blindfold (optional)

### Directions:

Before you begin, remind the children about what it means to be an influencer. Remind them about how Paul was a positive role model and used his knowledge and personal experience to teach others about the gospel.

1. Have each child pick a chair and take it to the middle of the room to form a circle.
2. Choose one child to be “it” first and their chair will be placed in the middle of the circle. You can blindfold this person, have them close their eyes, or have them walk out of the room (with supervision) until you are ready for them.
3. While the “it” person is blindfolded or absent from the room, designate one child to be the “influencer.” This person will start making a motion and the others in the circle have to copy.
4. Have the children continue to make this motion until the “it” person returns.
5. While the “it” person is sitting in the middle of the circle, the “influencer” will change motions without the “it” person knowing. The other children have to follow this new motion as well.
6. After two or three motions, the person in the middle has to guess who the “influencer” might be.
7. If they guess correctly, then they get to pick the next person to be “it.” If they guess incorrectly, then they just return to the circle.
8. Continue game play until everyone has had the chance to be “it” or the “influencer.”



## LESSON 1: BE INTENTIONAL



**Acts 9:15** “But the Lord said to Ananias, ‘Go! This man is my chosen instrument to proclaim my name to the Gentiles and their kings and to the people of Israel.’”

## Bonus Activity: Paul on Instagram

### Supplies:

- Printout of Paul's Insta Influencer page (below)
- Pencils
- Crayons/markers/colored pencils

### Directions:

1. Give each child a printout of the Paul's Insta Influencer page and explain that they will be drawing a picture of Paul when he found salvation in Damascus.
2. Give them drawing and coloring utensils to come up with their own picture of how the scene played out. They can draw a picture of Paul seeing the bright light, of Ananias laying his hands on Paul, of Paul regaining his sight or anything else from the story that they see as relevant.
3. After they are finished coloring, have children share what they drew and talk about the importance of this story in Paul's journey to becoming an influencer. Tell them that Paul didn't start out being an intentional leader. He found forgiveness and purpose in God, and through God he was able to accomplish amazing things.



# LESSON 1: BE INTENTIONAL

## #Influencer




Paul\_theroman



Damascus

Roadside Stop w/Bright Light



♥ 7,777,777 likes

● Paul\_theroman

#influencer #gentilesrule #beintentional #followjesus #preachthegospel

♥ Liked

● Comment

## Song Suggestion:

“Intentional” by Travis Greene

Link: <https://youtu.be/VH3f0ellNv8>

Lyrics:

All things are working for my good, yeah  
'Cause He's intentional  
Never failing  
I know that all things are working for my good, yeah  
He's intentional  
Never failing

All things are working (all things are working for my good)  
'Cause He's intentional (He's intentional)  
Hey, and He's never failing (never failing)  
All things are working for my good (all things are working for my good)  
He's intentional (He's intentional)  
He's never failing (never failing)

All things are working (all things are working for my good)  
All things are working for my good, yes they are, yeah (all things are working for my good)  
All things are working for my good (all things are working for my good)  
All things are working for my good (all things are working for my good)  
'Cause He's intentional (He's intentional)  
'Cause He's intentional (He's intentional)  
Never failing (never failing)  
He, He's intentional, thank you God  
'Cause He's intentional (He's intentional)  
Never failing (never failing)

Say it again, say that all things are working for my good  
Yes, they are, He's intentional, yeah, never failing  
Say that all things are working (all things are working for my good)  
'Cause He's intentional (He's intentional)  
Hey, and He's never failing (never failing)  
And all things are working for my good (all things are working for my good)

# LESSON 1: BE INTENTIONAL

all things are working for my good  
(All things are working for my good) all things are working for my good  
(All things are working for my good) alright, hands up, sing

We can smile 'cause we know it's working  
Through the hurt and the pain  
I know it's working for my good  
I know it's working for my good  
This what what  
I don't have to worry 'cause  
It's working for me, yeah  
It's working for me, yeah  
And I believe it's working for me  
I can smile again  
And I don't have to worry 'cause  
It's working for me  
It's working for me  
It's working for me

Come on sing that I will say that

I don't have to worry 'cause  
(It's working for me yeah) It's working for me  
(It's working for me) and I can hold my head up  
(It's working for me) get your confidence back


Sing I don't have to worry (I don't have to worry 'cause it's working for me)  
My faith is rising now (it's working for me)  
And although I can't see how (it's working for me)

I know that He's intentional (He's intentional)  
Yes, He is (He's intentional)  
He's been doing it for a long time (He's intentional)  
He's been doing it for a long time (He's intentional)  
And I'll be giving my trust now (He's intentional)  
I'll be giving my praise now (He's intentional)  
He's intentional (He's intentional)  
And He's never failing (never failing)

## How Can I Be An INFLUENCER?

Fill out this activity sheet and hang it up in your room or on the fridge. It will help you to remember what to do to be a positive influence on those around you.

Remember to be INTENTIONAL!



I can **PICTURE** myself being a good influence! I want others to see that I am:



I will **WATCH** others who are following a godly path. The person I can look up to is:



I will **FACE** obstacles with God's help! When I am facing a difficult situation, I can:



I won't waste **TIME** on things that take me away from God. In order to have a better relationship with God, I can:



## Parent Page

**Title:** Influencers are INTENTIONAL

- **Big Idea:** To be an influential person, you have to be intentional with your actions and be aware of your actions and how they affect others. You have a purpose, and you won't let anything get in the way of it.
- **Key Passage:** The story of Paul from conversion to persecuted Christian. We'll talk about how Paul became one of the most influential people of the Bible and how he was a godly example to follow.
- **Memory Verse: Acts 9:15** "But the Lord said to Ananias, 'Go! This man is my chosen instrument to proclaim my name to the Gentiles and their kings and to the people of Israel.'"

Today, we talked about the life of Paul in the New Testament. He was a complicated character that went from a persecutor of Christians to preaching the gospel to Gentiles. We learned why he was such an influential person in the early church and how he was INTENTIONAL in all he did. He made sure he was following God's purpose for his life. We talked about what it means to be intentional and how we can mirror that in our own lives.

### Questions from the Life of Paul:

1. What religion did Paul's family follow when he was growing up?  
Judaism (He was Jewish)
2. What important job did Paul's father have?  
Pharisee
3. Did Paul always follow Jesus and help Christians?  
No (He approved the stoning of Stephen)
4. Where was Paul when he saw a flash of light and heard the voice of the Lord?  
Damascus
5. Who did God call Paul to preach to?  
The Gentiles

## Family Activity:

### Supplies:


- Printout of “How to be an ‘Influencer?’” for each family member
- Pencils/pens

**Directions:** Fill out the printout below as a family. Talk about who is influential in your life and your child’s life. Talk about what makes someone a “good” influence and how they can practice those skills.



## How Can I Be An INFLUENCER?

Fill out this activity sheet and hang it up in your room or on the fridge. It will help you to remember what to do to be a positive influence on those around you. Remember to be INTENTIONAL!



I can **PICTURE** myself being a good influence! I want others to see that I am:



I will **WATCH** others who are following a godly path. The person I can look up to is:



I will **FACE** obstacles with God's help! When I am facing a difficult situation, I can:



I won't waste **TIME** on things that take me away from God. In order to have a better relationship with God, I can:

## Lesson Summary

**Title:** Influencers are SELFLESS

- **Big Idea:** To be an effective influencer, you have to have people who will follow you. In order to be a good leader, you have to be willing to listen to others and speak thoughtfully to them.
- **Key Passage:** The story of how Jonathan was selflessly loyal to David. Jonathan was the son of Saul and could have earned his father's favor instead of worrying about David. But because he cared for David like himself, he was able to save the man whose family line included Jesus.
- **Memory Verse:** 1 Samuel 20:42 "Jonathan said to David, 'Go in peace, for we have sworn friendship with each other in the name of the Lord...'"
- **Key Life Application:** Hearing about Jonathan's selflessness will help children see that being an INFLUENCER isn't all about being out in front, taking all the credit. Sometimes being an influencer/leader is about helping others succeed, especially when that success aligns with the will of God.

**Gospel Connection:** As you go through this lesson, remind children that Jonathan faced tough choices. But ultimately, he chose to sacrifice his own happiness and comfort to allow God's plan to unfold. This is similar to Jesus' sacrifice on the cross. Jesus could have chosen to walk away from God's plan and the torture of the cross, but instead he chose to sacrifice himself to allow God to work through him. And because he made that choice, we can all have eternal life with God in Heaven.

### Supplies Needed:

- Print the "Jonathan and David Best Friend Challenge" script for each child
- 10 index cards with answers written on them
- Package of plastic straws
- Package of rubber bands
- 4 Paper plates
- Tape
- Markers
- Table to set targets
- Open space for shooting "arrows"
- Masking tape
- Tags to tie onto bundle of arrows (printable below)

## LESSON 2: BE SELFLESS

- Three sticks for each child (*Note: If you don't have access to sticks, you can substitute thin popsicle sticks or skewers*)
- Felt (a variety of colors)
- Scissors
- Yarn (six inches for each child)
- Fabric glue

# Memory Verse Activity: Hand Motions

Jonathan said to David,

*Use your pointer finger to point to two imaginary people (as if Jonathan and David are standing there)*

‘Go in peace,

*March in place and then give the peace sign (holding up two fingers)*

For we have sworn friendship

*Make your finger go in a circle as if pointing to everyone in the room, and then lock your two pointer fingers thumbs together like links in a chain.*

With each other

*Point to yourself and then to someone else*

In the name of the Lord....”

*Point to Heaven.*

1 Samuel

*Hold up your pointer finger to make the number one and then make the sign for the letter “s” ([here’s what it looks like](https://www.signingtime.com/dictionary/s/)) <https://www.signingtime.com/dictionary/s/>*

20:42

*Make each number with your fingers (ie. Two, zero, four, two)*

“Jonathan said to David,  
'Go in peace, for we have  
sworn friendship with each  
other in the name of the  
Lord....”

1 Samuel 20:42



## Lesson Skit: Jonathan's Influence

Note: Each skit in the series will focus on one of the “influencers” of the Bible. It will be a mock YouTube channel that will speak to kids where they are. Use these skits as a fun way to introduce each Bible character and their importance to the Gospel.

**Parts:** Host, Jonathan, David

**Set:** Use a large piece of foam board to create a pretend computer screen. It will look like a large frame. Have the actors sit inside the frame to say their lines. The influencer will be out of frame for the first few seconds.

**Supplies:** 10 index cards with answers written on them

**Answers for cards:**

- After David defeated Goliath
- Jonathan promised to find out if Saul was going to harm David
- In a field
- Saul was angry and threw a spear at Jonathan
- “Go in peace, for we have sworn friendship with each other in the name of the Lord!”

**Skit:**

**Host:** Hi guys! Welcome back to my channel here on BibleTube. If you saw last week's video, you know that for the next couple of videos, we're going to focus on some of the top Biblical influencers. Today we have one of the unsung heroes of the Bible. He was fiercely loyal to his best friend and was a big part of God's plan. Please welcome Jonathan!

*(Jonathan walks into the frame)*

**Jonathan:** Hi! I'm so happy to be here. I wish my best friend David could see this. Have you ever heard of David? He's a pretty great guy...

**Host:** *(cuts Jonathan off)* Yes, you've mentioned that. Well, we have a surprise for you Jonathan. David is actually here today! David, come on over here!

**Jonathan:** *(gets very excited)* Oh wow! David! I can't believe you're here!

## LESSON 2: BE SELFLESS

**David:** Me either! I thought this was a YouTube channel about harps. Oh well, I'm glad to be here with you, Jonathan.

**Host:** And we're glad to have you both! We thought it would be fun to do the Best Friends Challenge with the two of you, so our viewers can get to know you and your friendship. Does that sound good?

**Jonathan:** That sounds great! I bet David is going to win.

**Host:** Well, that's not really how it works.....never mind. Okay, let's get started. I'm going to give you both these cards and you're going to write down your answers.

**(Note: You will already have these cards written out before the skit. The actors will only pretend to write them down)** If you match three out of five questions, you win! Sound good? Okay, first question: When did you two become friends?

*(Paul and Jonathan pretend to write down their answers)*

**Host:** Okay, show me your answers. *(looks at cards)* You both wrote, after David defeated Goliath. That's a match! *(Paul and Jonathan cheer)* That was certainly a day to remember. Okay, next question: What did Jonathan promise to do at the New Moon Fest?

*(Paul and Jonathan look concerned, then they write their answers)*

**Host:** Okay, reveal your answers. *(looks at cards)* Yes! That's correct! Jonathan promised to find out if Saul was trying to harm David.

**Jonathan:** I don't like thinking about that time, but I'm glad I made an oath to David.

**David:** I'm glad you did, too!

**Host:** Yes, we are thankful that Jonathan chose to honor God's will for David to be king rather than his father's birthright. Okay, next question: Where did David hide during the New Moon Fest?

*(Paul and Jonathan writing on their cards)*

## LESSON 2: BE SELFLESS

**Host:** Okay, reveal. *(looks at cards)* Another match! You both wrote, in a field. You're doing great. *(Paul and Jonathan high five)* Okay, next question: What did Saul do when he noticed that David wasn't at dinner the second night of the festival?

*(Jonathan looks sad)*

**Host:** Reveal your answers. *(looks at cards)* Another match! I know this one is difficult, but you both wrote, Saul was angry and threw a spear at Jonathan. Let's do one more question to see if you can get five out of five. What did Jonathan say to David when they parted ways?

*(Paul and Jonathan writing on their cards)*

**Host:** Okay, let's see your answers. *(looks at cards)* Yes! He said, "Go in peace, for we have sworn friendship with each other in the name of the Lord!" You got five matches and you proved that you are truly best friends!

**Jonathan:** And we always will be! *(pats David on the back)*

**Host:** Thank you so much for being here today, Jonathan and David. And Jonathan, thank you for being SELFLESS and allowing God's will to be done in David's life. You are truly the best kind of influencer, and we hope others will follow your example. Thanks for watching everyone! If you liked this video, don't forget to like those around you and subscribe to following Christ!



## Large Group Lesson

*\*After the skit*

So, what are your thoughts about Jonathan? Do you think he was a good example to follow? What makes you think that? Well, we're going to find out a little more about Jonathan's story and how he was a SELFLESS leader. Who knows what selfless means? (*allow for answers*) If you are selfless, then you put the needs and desires of others before your own. You are not selfish. If you are selfish, you want everything your way, even if it hurts others. So, Jonathan was the opposite of that.

Jonathan was the oldest son of King Saul. He was in line to become the next king of Israel and he lived a pretty comfortable life. He became friends with David shortly after he defeated Goliath. Who knows that story? Who was Goliath and what did David do to him? So, that was a pretty amazing story, and Jonathan knew that David was a special guy. Jonathan also knew that the prophet Samuel had anointed David to be the next king of Israel. Now, those are a lot of strange words. A prophet is a person chosen by God to give important information, usually about the future. And anointed means David was chosen by God to fulfill an important role.

Because Jonathan knew that God had chosen David to someday become king of Israel, he wanted to do everything he could to help David succeed. But it wasn't always easy for Jonathan to do this because his father was the King of Israel, and his father was jealous of David and threatened by his presence. That meant that Jonathan had to decide whether to honor his father, or his friendship with the chosen David. Which one do you think he chose? (*allow for answers*) Yes! He chose David.

Let's read 1 SAMUEL 20 and find out what happened when Saul started to feel threatened by David at the New Moon Fest.

David knew that Saul wanted to harm him, but Jonathan was not convinced at first. He didn't want to believe that his father would hate his best friend and want him dead. However, he wanted to honor David's feelings. He LISTENED to David's thoughts and feelings and responded THOUGHTFULLY. He said he would set up a kind of experiment to see if Saul really did want to harm him. What did Jonathan and David do to test Saul's intentions?

## LESSON 2: BE SELFLESS

David would hide in the field and Jonathan would see how Saul reacted when David didn't come to dinner at the New Moon Fest. Now, the first night Saul didn't think much of David's absence. I'm sure Jonathan was hopeful that his father didn't want to harm his best friend. But on the second day when David didn't show up, Saul got very angry and ended up throwing a spear at his own son, Jonathan. That's when Jonathan knew that his father did intend to harm David. He was sad, but he knew he had to honor his promise to David to keep him safe. So, he went back to the field and said goodbye.

Even though it was difficult for Jonathan, his SELFLESS act as a friend made it possible for David to become the mighty warrior for God that he was meant to be. Because of Jonathan sacrifice, God's will was completed. That makes Jonathan a pretty important person.

If you want to become an INFLUENCER, you have to first listen to the people around you. Being an influencer or leader doesn't mean getting your way all the time or controlling the situation. It means doing what's right, even if it means you don't get what you want. Let's recite our memory verse so we can remember Jonathan's sacrifice and how he became a great example of God's love.

**Memory Verse:** "Jonathan said to David, 'Go in peace, for we have sworn friendship with each other in the name of the Lord....'" **1 Samuel 20:42**

### (K to 2nd) Small Group or SS Discussion

#### Discussion Questions:

1. Who was Jonathan's father and what job did he have?
  - A. Saul, king of Israel
2. When did Jonathan and David meet?
  - A. After David defeated Goliath
3. Where did David hide while Jonathan went the New Moon Fest dinner?
  - A. In a field
4. How did Jonathan know that Saul meant to harm David?
  - A. He got very angry when David didn't show up for dinner and threw a spear at Jonathan.
5. What did Jonathan say to David when they part ways?
  - A. Go in peace, for we have sworn friendship with each other in the name of the Lord.

Let's say a prayer to help us remember to be SELFLESS like Jonathan.

**Prayer:** Dear God, thank you for giving us people like Jonathan in the Bible to look up to. We pray that we can be selfless in our actions, Lord, especially when it comes to following your plan. Help us to listen to others and reply to them thoughtfully. Guide us in our daily lives so that we are doing what you have called us to do. In Jesus name, Amen.

## (3rd to 5th) Small Group or SS Discussion

**Discussion Questions:** *Multiple answers could apply.*

1. Why do you think Saul was threatened by David?

*He knew that the prophet Samuel had anointed David and that God meant for David to one day become king. This was distressing to Saul because he was king, and he wanted it to be his family that sat on the throne for all eternity. Giving into God's plan would mean giving up control.*

2. Why do you think Jonathan set up his experiment?

*Jonathan was hopeful that his father really didn't want to harm his best friend. He wanted to prove to David and to himself that this was a misunderstanding, and his father was really a good leader.*

3. How do you think Jonathan felt when his father threw the spear at him?

*He was probably sad and angry that his father had proved him wrong. He didn't want to believe it, but now he had proof that his father was intent on killing his best friend.*

4. How do you think David was feeling when he was waiting in the field?

*He was probably nervous. He didn't know if Jonathan would be able to keep his father from finding him and killing him. So, he was probably praying that God would protect him..*

5. Have you ever had to say goodbye to a friend (maybe you moved away or they changed schools)? How do you think Jonathan and David were feeling when they said goodbye to each other?

*The Bible says they wept together, so I'm sure this was a very difficult time. They loved each other like brothers, and now they knew that they would probably never see each other again. They were probably very sad.*

**Prayer:** Dear God, thank you for giving us people like Jonathan in the Bible to look up to. We pray that we can be selfless in our actions, Lord, especially when it comes to following your plan. Help us to listen to others and reply to them thoughtfully. Guide us in our daily lives so that we are doing what you have called us to do. In Jesus name, Amen.

# Hands-on Lesson Review

“Jonathan’s Arrows”

## Supplies:

- Package of plastic straws
- Package of rubber bands
- 4 Paper plates
- Tape
- Markers
- Table to set targets
- Open space for shooting “arrows”
- Masking tape

## Before class:

Set up the targets for your game. You will tape two paper plates, back-to-back just at the top of the plate so that you form a sort of sandwich board. This will help the plate stand up on the table. You can secure them to the table with tape if that works best. You will write “True” on one sandwich board and “False” on the other. Space them about two feet apart on the table. Mark a spot with masking tape about six feet away from the table. This will be the shooting line.

## Directions:

Remind the children of what happened in 1 Samuel 20:18-23 and 1 Samuel 20:35-40. Talk about how Jonathan used the arrows to tell David whether or not it was safe to return. Tell them that today we are going to answer some questions and shoot some “arrows” just like Jonathan.

1. Divide the class into two teams. One will be Team Jonathan and one will be Team David.
2. Have the first competitor from each team come up to the masking tape shooting line. You can ask the first competitors to pick a number between 1 and 10 to see who goes first, or you can just choose one team to go first.
3. The first team member will be asked a True or False question. They will answer the question and then try to shoot their “arrow” at the correct plate. If they

## LESSON 2: BE SELFLESS

- hit the correct plate, then they will earn 10 points for their team. If they miss, but still get the answer correct, then they will earn five points for their team.
4. Competitors will shoot their arrow by placing a rubber band between their thumb and forefinger. Then they will place one end of the straw on end of the rubber band (when it's stretched across the thumb and forefinger) and pull backwards. They will then let go of the straw and it will hopefully hit the intended target.
  5. Continue game play until everyone has had the chance to shoot at least once.
  6. The team with the most points at the end wins!

### Questions for Game:

1. Jonathan's father was King Solomon. **(False)**
2. Jonathan met David shortly after he defeated the giant Goliath. **(True)**
3. The prophet Isaiah anointed Jonathan to be the next king of Israel. **(False)**
4. King Saul thought of David like a son. **(False)**
5. David knew that King Saul would never want to harm him and had to convince Jonathan that everything was fine. **(False)**
6. Jonathan set up an experiment to see if his father wanted to harm David. **(True)**
7. Jonathan and David were both supposed to attend the New Sun Fest. **(False)**
8. David told Jonathan that there was only a step between him and death. **(True)**
9. Jonathan didn't want to help David because he wanted to be king. **(False)**
10. It was Jonathan's idea to have David hide in the field. **(False)**
11. Jonathan and David made a covenant with each other. **(True)**
12. Jonathan was supposed to tell his father that David had to take a trip to Bethlehem for a sacrifice. **(True)**
13. Jonathan and David take a trip out to the field so David can practice throwing arrows. **(False)**
14. David was supposed to hide in the field near the stone Ezel. **(True)**
15. If King Saul wanted to harm David, Jonathan would shoot three arrows into the field and try to kill David. **(False)**
16. Jonathan told David that if he told the young boy to look on the side of him, everything was fine, but if he told the boy to look behind him, then David was not safe. **(True)**
17. King Saul didn't think it was strange that David wasn't at the first dinner. **(True)**
18. King Saul was happy that David didn't come to any of the dinners. **(False)**
19. King Saul told Jonathan that if David lived then their kingdom could never be established. **(True)**

## LESSON 2: BE SELFLESS

20. Jonathan was okay with his father's feelings about David. *(False)*
21. King Saul was filled with anger and threw his dinner at Jonathan. *(False)*
22. Jonathan was so upset, that he couldn't even eat at the last dinner of the festival. *(True)*
23. Jonathan brought the small boy to the field the day after the festival and told him to run and find the arrows he shot. *(True)*
24. Jonathan didn't know where David was and was just practicing archery. *(False)*
25. David got up and walked away from Jonathan, mad that he had not been able to change his father's mind. *(False)*
26. Jonathan and David wept because they knew that David would have to leave and never come back. *(True)*
27. Jonathan told David to go in peace for we have a sworn friendship with each other in the name of the Lord. *(True)*
28. Jonathan didn't want his descendants to be associated with David's descendants. *(False)*
29. Jonathan went with David because he was sad to see him go. *(False)*
30. Jonathan was a selfless friend and made a sacrifice for God's will. *(True)*

## Bonus Activity: Go in Peace Arrow Craft

### Supplies:

- Tags to tie onto bundle of arrows (printable below)
- Three sticks for each child (*Note: If you don't have access to sticks, you can substitute thin popsicle sticks or skewers*)
- Felt (a variety of colors)
- Scissors
- Yarn (six inches for each child)
- Fabric glue

### Directions:

1. Give each child three sticks. Tell them to set these aside.
2. Have each child cut six triangular arrow pieces (template below) and six end pieces (template below) out of felt.
3. Then have them glue two triangle pieces together over one end of the stick (this will be the front of your arrow). And then glue two end pieces together on the other end of the stick. Continue this method for each stick.
4. Once they are finished gluing together their arrow pieces, you will have them thread their yarn through the hole in their tag.
5. Then they will wrap the yarn around their arrows and tie the yarn together.
6. Now they have a bundle of arrows with their memory verse attached. This will help the children remember the story of Jonathan's selflessness.
7. Recite the verse together when all the children are finished.



## LESSON 2: BE SELFLESS



**“Jonathan said to David, ‘Go in peace, for we have sworn friendship with each other in the name of the Lord....’”**

**1 Samuel 20:42**



**“Jonathan said to David, ‘Go in peace, for we have sworn friendship with each other in the name of the Lord....’”**

**1 Samuel 20:42**



**“Jonathan said to David, ‘Go in peace, for we have sworn friendship with each other in the name of the Lord....’”**

**1 Samuel 20:42**



**“Jonathan said to David, ‘Go in peace, for we have sworn friendship with each other in the name of the Lord....’”**

**1 Samuel 20:42**



**“Jonathan said to David, ‘Go in peace, for we have sworn friendship with each other in the name of the Lord....’”**

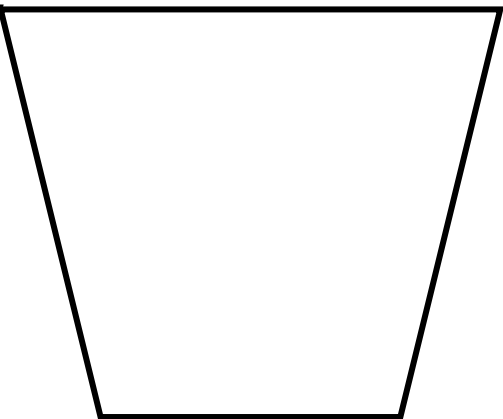
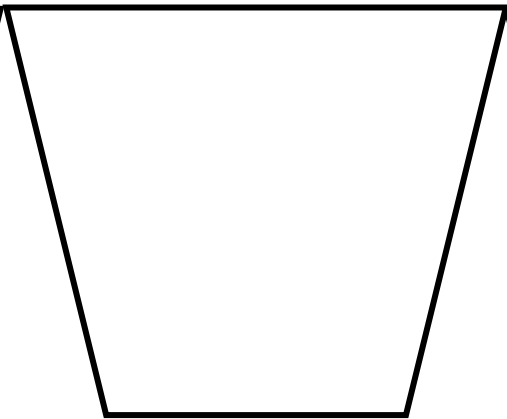
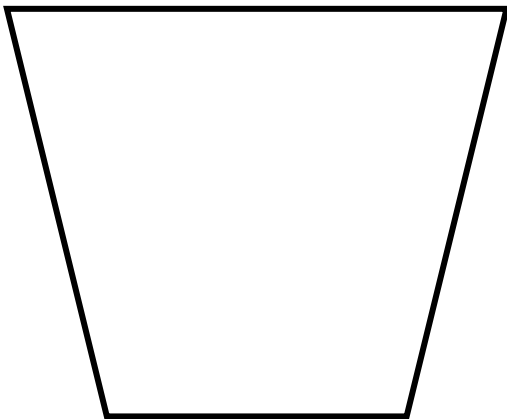
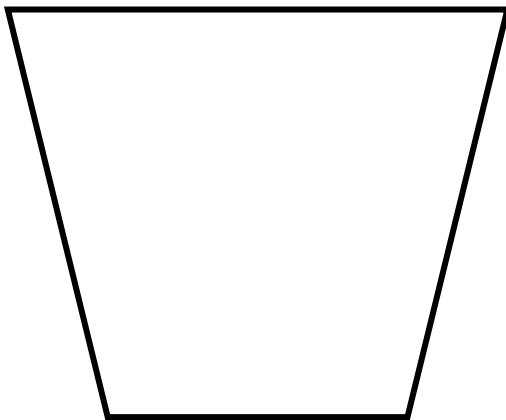
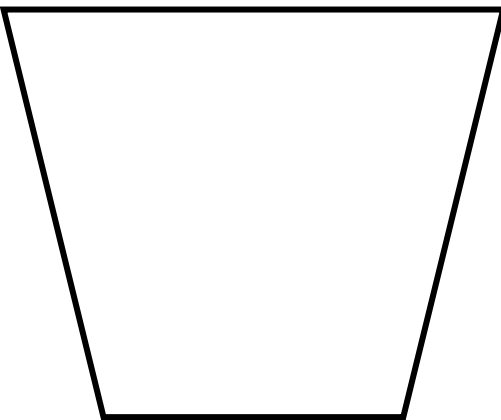
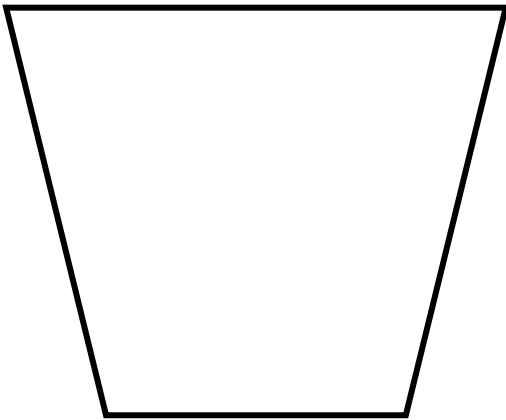
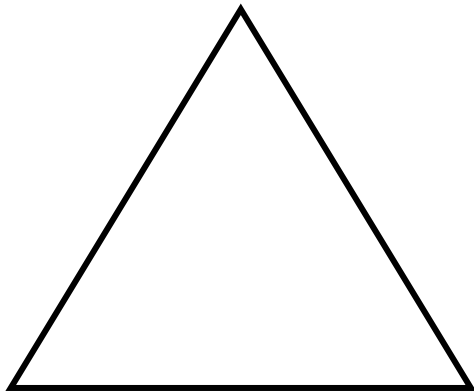
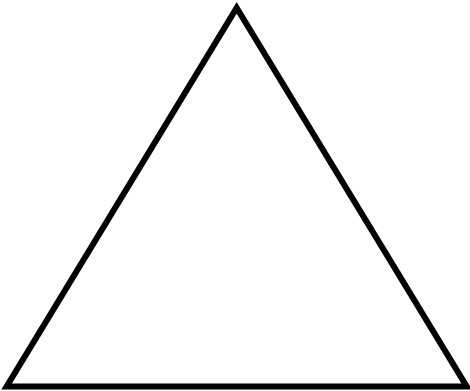
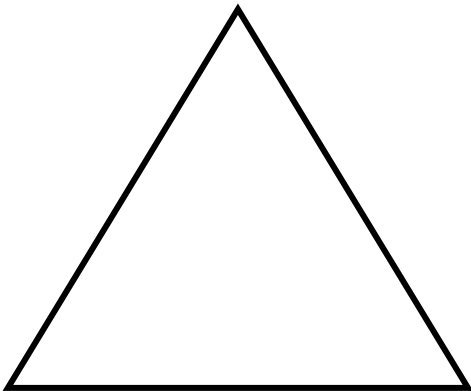
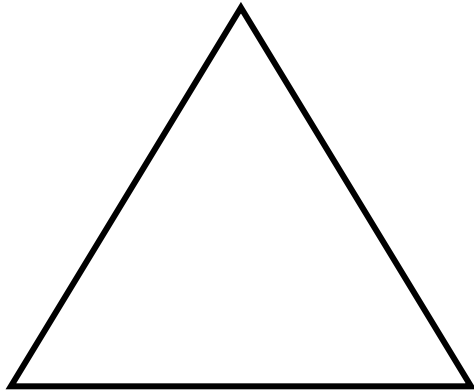
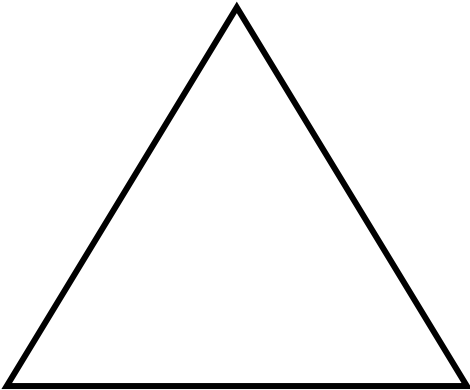
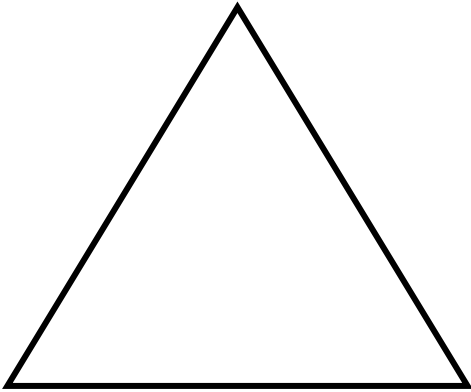
**1 Samuel 20:42**



**“Jonathan said to David, ‘Go in peace, for we have sworn friendship with each other in the name of the Lord....’”**

**1 Samuel 20:42**

LESSON 2: BE SELFLESS



### Bonus Activity: Go in Peace Arrow Craft

1.



2.



3.



4.



5.



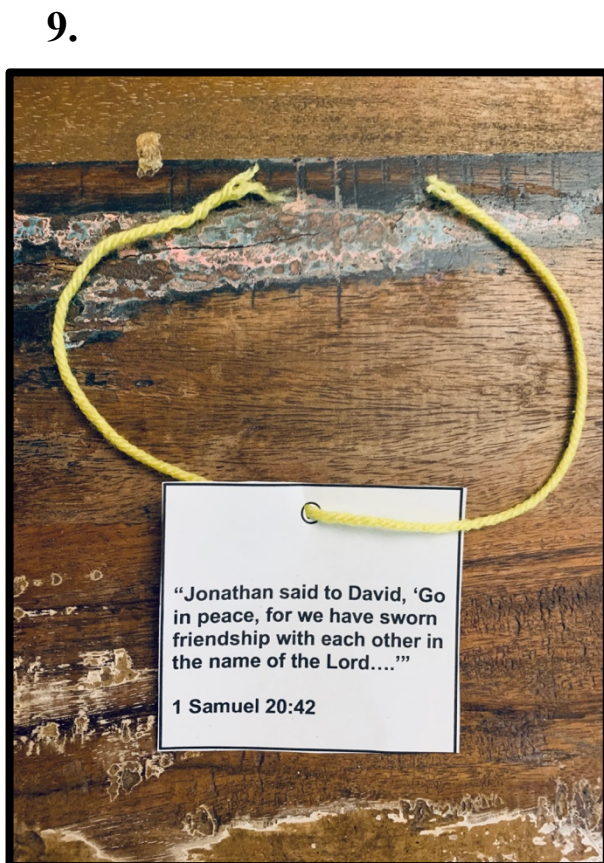
6.





## LESSON 2: BE SELFLESS

### Bonus Activity: Go in Peace Arrow Craft Instructions





## LESSON 2: BE SELFLESS



1 Samuel 20:42 “Jonathan said to David, ‘Go in peace, for we have sworn friendship with each other in the name of the Lord....’”

### Song Suggestion (K - 2<sup>nd</sup> Grade):

“God Has a Plan for Me” by Kids Worship

Link: [https://youtu.be/xweEX\\_gs1z4](https://youtu.be/xweEX_gs1z4)

#### Lyrics:

God has a plan for me  
The best that it can be  
If I trust I will see  
His plan a reality

God’s plan is good for me  
No better could there be  
If I trust I will see  
His plan a reality  
God has a plan for me

God has a plan for me  
The best that it can be  
If I trust I will see  
His plan a reality

God’s plan is good for me  
No better could there be  
If I trust I will see  
His plan a reality  
God has a plan for me

He knows your name  
You’re his creation  
He has a plan that’s perfect for you  
He wants to use the gifts he gave you  
From beginning to end,  
He’ll see you through  
From beginning to end,  
He’ll see you through

“For I know what I have planned for you,” says the Lord.  
“I have plans to prosper you, not to harm you.”

## LESSON 2: BE SELFLESS

“I have plans to give you a future filled with hope.”  
Jeremiah 29:11

God has a plan for a me  
The best that it can be  
If I trust I will see  
His plan a reality

God’s plan is good for me  
No better could there be  
If I trust I will see  
His plan a reality  
God has a plan for me.  
God has a plan for me.  
God has a plan for me.

### **Song Suggestion (3<sup>rd</sup> - 5<sup>th</sup> grade):**

“No Longer Slaves” by Jonathan David and Melissa Helser

Link: <https://youtu.be/f8TkUMJtK5k>

You unravel me, with a melody  
You surround me with a song  
Of deliverance, from my enemies  
Till all my fears are gone

I’m no longer a slave to ear  
I am a child of God  
I’m no longer a slave to fear  
I am a child of God

From my mother’s womb  
You have chosen me  
Love has called my name  
I’ve been born again, into a family  
Your blood flows through my veins

I’m no longer a slave to fear  
I am a child of God

## LESSON 2: BE SELFLESS

I'm no longer a slave to fear  
I am a child of God  
I'm no longer a slave to fear  
I am a child of God  
I'm no longer a slave to fear  
I am a child of God

I am surrounded  
By the arms of the father  
I am surrounded  
By songs of deliverance  
We've been liberated  
From our bondage  
We're the sons and daughters  
Let us sing our freedom

You split the sea  
So I could walk right through it  
My fears drowned in perfect love  
You rescued me  
And I will stand and sing  
I am the child of God  
You split the sea  
So I could walk right through it  
You drowned my fears in perfect love  
You rescued me  
And I will stand and sing  
I am the child of God (Yes I am)

I am a child of God  
I am a child of God (Yes I am)  
I am a child of God (Full of faith, yes)  
I am a child of God  
I am a child of God

I'm no longer a slave to fear  
I am a child of God  
I'm no longer a slave to fear  
I am a child of God



## Parent Page

**Title:** Influencers are SELFLESS

- **Big Idea:** To be an effective influencer, you have to have people who will follow you. In order to be a good leader, you have to be willing to listen to others and speak thoughtfully to them.
- **Key Passage:** The story of how Jonathan was selflessly loyal to David. Jonathan was the son of Saul and could have earned his father's favor instead of worrying about David. But because he cared for David like himself, he was able to save the man whose family line included Jesus.
- **Memory Verse:** 1 Samuel 20:42 "Jonathan said to David, 'Go in peace, for we have sworn friendship with each other in the name of the Lord....'"

Today, we talked about Jonathan and his SELFLESS relationship with David. He knew that David was God's choice to one day become the king of Israel, and he did everything he could to protect his dear friend. He even defied his father who could have made his life much easier. He didn't take the easy way out. He listened to David and responded to him thoughtfully. He was a true influencer and someone to be emulated.

### Questions from the story of Jonathan and David:

1. Who was Jonathan's father and what job did he have?  
Saul, king of Israel
2. When did Jonathan and David meet?  
After David defeated Goliath
3. Where did David hide while Jonathan went the New Moon Fest dinner?  
In a field
4. How did Jonathan know that Saul meant to harm David?  
He got very angry when David didn't show up for dinner and threw a spear at Jonathan.
5. What did Jonathan say to David when they part ways?  
Go in peace, for we have sworn friendship with each other in the name of the Lord.

## Family Activity: “Jonathan’s Arrows”

### Supplies:

- Package of plastic straws
- Package of rubber bands
- 4 Paper plates
- Tape
- Markers
- Table to set targets
- Open space for shooting “arrows”
- Masking tape

**Set up:** To set up the targets for your game, you will tape two paper plates, back-to-back just at the top of the plate so that you form a sort of sandwich board. This will help the plate stand up on the table. You can secure them to the table with tape if that works best. You will write point values (10, 20, 30, 40, 50) on the paper plate sandwich boards. Space them about two feet apart on the table. Mark a spot with masking tape about six feet away from the table. This will be the shooting line.

### Directions:

1. Divide into two teams. One will be Team Jonathan and one will be Team David.
2. Competitors will shoot their arrow by placing a rubber band between their thumb and forefinger. Then they will place one end of the straw on end of the rubber band (when it’s stretched across the thumb and forefinger) and pull backwards. They will then let go of the straw and it will hopefully hit the intended target.
3. Have the first competitor from each team come up to the masking tape shooting line. If they shoot and hit one of the plates, then they will gain the points written on that plate.
4. Continue game play until everyone has had the chance to shoot at least once.
5. The team with the most points at the end wins!

## Lesson Summary

**Title:** Influencers are TRUSTWORTHY

- **Big Idea:** In order to influence others, they have to trust what you are saying. They have to know that you keep your word and what you speak is the truth.
- **Key Passage:** **Joshua's speech to the tribes of Israel.** Because of Joshua's reputation of being an instrument of God and a trustworthy person, he was able to remind the Israelites what God had done for them and to encourage them to agree to follow the Lord instead of the many false gods of the time.
- **Memory Verse:** **Joshua 24:15** "...But as for me and my household, we will serve the Lord.'"
- **Key Life Application:** Hearing about Joshua's life and testimony will show the children that when they are TRUSTWORTHY and are truthful and honest in their actions, then others will want to follow their lead. They will build trust with those around them and be able to help others follow the right path.

**Gospel Connection:** As you go through this lesson, remind children that Joshua showed the Israelites how TRUSTWORTHY he was by following God's will and keeping the promises he made. Remind them that choosing to follow God and proving to be a TRUSTWORTHY person is a great way to build a relationship with someone that will lead to a chance to share the gospel.

### Supplies Needed:

- A printout of the script for the two people performing
- [Colorful Ping Pong Balls](#)
- [2 Fish Tank Nets](#)
- A large tub or bucket of water
- Permanent marker
- Towels
- Water source
- List of game questions and corresponding answers (below)
- Joshua was a TRUSTWORTHY "Influencer" activity page (printable below)
- Crayons/Markers
- Pens/Pencils for drawing/writing
- Printout of "Parent Page" for each student (collated)

## Memory Verse Activity: Hand Motions

But as for me

*Point to yourself*

And my household,

*Use your hands to mime the shape of a house*

We will serve

*Spread hands out with palms up*

The Lord.

*Point to Heaven.*

Joshua

*Make the sign for the letter “j” ([here’s what it looks like](https://www.signingtime.com/dictionary/j/))*

<https://www.signingtime.com/dictionary/j/>

24:15

*Make each number with your fingers (ie. Two, four, one, five)*

“....But as for me and my  
household, we will serve  
the Lord.”

Joshua 24:15



## Lesson Skit: Joshua's Influence

Note: Each skit in the series will focus on one of the “influencers” of the Bible. It will be a mock YouTube channel that will speak to kids where they are. Use these skits as a fun way to introduce each Bible character and their importance to the Gospel

**Parts:** Host & Joshua (as an old man)

### Supplies:

A printout of the script for the two people performing

### Set:

*Use a large piece of foam board to create a pretend computer screen. It will look like a large frame. Have the actors sit inside the frame to say their lines. The influencer will be out of frame for the first few seconds.*

### Skit:

**Host:** What's up, guys! Welcome back to my channel here on BibleTube. If you saw last week's video, you know that we're focusing on some of the top Biblical influencers. Today we have the wall-toppling man himself, Joshua!

*(Joshua walks into the frame)*

**Joshua:** Hello. It's great to be here. Is this some sort of prophesizing tool? *(looks around the space)*

**Host:** Something like that. *(smiles at viewers)* Well, Joshua, there's so much we can talk to you about. Your life has been so full of adventure and excitement.

**Joshua:** It's definitely been a wild ride. God is good.

**Host:** Yes, He is! Well, today we're going to get to know you a little better by having you respond to some assumptions that our viewers have about you. Does that sound like something you can do?

**Joshua:** Of course! If I can survive in the desert and lead people to the Promised Land, then I think I can handle what your viewers can throw at me.

## LESSON 3: BE TRUSTWORTHY

**Host:** I bet you can. Our first assumption comes from X. Odus and he said that he assumes that Moses was really mean to you.

**Joshua:** Oh, my friend. Moses was a great mentor to me, and never meant me any harm. I'm sure he got frustrated with me when I was serving as a minister and servant, but he was a great leader and taught me a lot.

**Host:** Great answer. Okay, the second assumption comes from Heaven Lee, and she assumes that the Israelites believed you the first time you said the Promised Land was flowing with milk and honey.

**Joshua:** Heaven Lee, they were not so easily convinced. Things would have been much easier if they had believed me when me and the other spies first returned. But God doesn't always give us the easy road. He wants us to rely on Him, even when things are difficult.

**Host:** That is so true. Okay, last one. This assumption comes from Dee Penwide who thinks that you didn't mean what you said when you asked the Israelites to make a new covenant with the Lord.

**Joshua:** Dee was it? I meant that very much. I helped my people cross the Jordan River and make it to the Promised Land. But unfortunately, they didn't keep their covenant for very long. It took the angel of the Lord coming down to rebuke them to get them back in line. But I meant every word that I said.

**Host:** Thank you Joshua for clearing up those assumptions for our viewers and all those who read God's Word. We are honored to have you here on our show. You were truly a TRUSTWORTHY leader who proved yourself over and over again.

**Joshua:** Yes, thank you. Wait, what do you mean was? I am still going to lead them, right? Everyone's still keeping their covenant with God?

**Host:** (cutting Joshua off) Well, that's it for us here on BibleTube. Thanks for watching everyone! If you liked this video, don't forget to like those around you and subscribe to following Christ!

## Large Group Lesson

*\*After the skit*

So, what did you think about Joshua? We've heard about it before, right? He's the one who led the Israelites to topple the walls at Jericho and eventually helped lead them to the Promised Land. He was a great leader, wasn't he? What do you think makes a good leader? (allow for answers: strength, good example, give good instructions, communicate effectively, etc.) Those are all good examples. The quality that helped Joshua be an effective leader and influencer is that he was TRUSTWORTHY. What does trustworthy mean? It means that others can rely on you, and they know you have proven yourself to be honest and truthful in the past. Does that describe Joshua? Yes!

Let's look at JOSHUA 24 and see what happens when Joshua uses his influence with the Israelites.

Okay, so let me paint the picture of what's been happening up until this point. Moses was Joshua's mentor. What does that mean? He was an experienced person who showed Joshua how to live a godly life and be a great leader. So, Moses knew that he was not going to live to see the Promised Land, so he instructed Joshua to take the Israelites across the Jordan River and into the Promised Land. Joshua and the Israelites fought many battles and went through many hardships to get to the point where they could live a comfortable life in the Promised Land. The problem was that the Israelites were getting a little too comfortable and were starting to stray from a life devoted to God. So, Joshua gathered them in Shechem, which was a holy place for the Israelites, and reminded them of all the things that God had done for their people.

Speaking for God, Joshua gives the people a long list of all of the things he's done for them. He says, I saved Abraham from sin, I gave him descendants when he was very old, I saved your people when they were starving, I saved you from being slaves in Egypt, and I helped you defeat many enemies, includes those in Jericho.

After reminding the people of all God had done for them, he challenges them to renew their covenant with the Lord. This means that he wants them to promise to follow only God and move away from the sinful ideas and actions of those around them. He even says that they must make their choice immediately. And he says one of the most important things that is quoted all the time. He says, "But as for me and my household, we will serve the Lord."



## LESSON 3: BE TRUSTWORTHY

Why do you think he says, “as for me and my household?” Why do you think it’s important for him to say that? (allow for answers) I think he’s saying, hey, I’m TRUSTWORTHY. I’ve led you successfully through all of these battles and hardships and now I’m choosing to recommit myself to the Lord. He knows that he influences what the Israelites do, so he’s hoping by saying, this is what my household is doing, that the others will follow.

How do the people respond to Joshua’s words? They say, “Far be it from us to forsake the Lord to serve other gods...We too will serve the Lord, because he is our God.” So, they were like, we realize what God has done for us. We know that you are TRUSTWORTHY and that if you are recommitting to the Lord, then we should, too. So, Joshua’s influence over the people helped them get right with God and go down the right path.

We have these moments with God in our own lives. Often it comes from going through a hard time. We look back at all that God has walked us through and we say, hey, God, you are good. You have been with me through all of this. I want to recommit myself to you. I want to make sure you know that I am loyal and faithful to you. Many times, this moment in people’s lives is the moment they realize that they need God in their lives, and they want to go to Heaven to be with God forever. And what do we have to do to go to Heaven? We have to believe in Jesus and that he died on the cross for our sins and was resurrected. Just like Joshua, when we are following God and we show others that we are TRUSTWORTHY in our words and actions, we, too can lead people to God.

Let’s go over our Bible verse, so we can remember Joshua’s words and how we can influence others with our TRUSTWORTHY behavior.

**Memory Verse:** “....But as for me and my household, we will serve the Lord.” Joshua 24:15

## (K to 2nd) Small Group or SS Discussion

### Discussion Questions:

1. Where did Joshua take the Israelites?
  - A. Shechem, which was a holy place
2. What were some of the reasons God (through Joshua) gave to prove he had been faithful to the Israelites?
  - A. He brought Abraham into Canaan, he gave him descendants, he saved them from starvation, he sent Moses to free them from the Egyptians, he brought them through hardships and battles with their enemies to get to the Promised Land
3. Joshua tells the Israelites that they have to do what right now?
  - A. Make a choice whether to follow God or not
4. What does he say about himself?
  - A. As for me and my household, we will serve the Lord.
5. How did the people respond to Joshua's speech?
  - A. They were encouraged to renew their commitment with God as well. They decided they were going to ignore what those around them were doing and focus their faith on God.

Let's say a prayer to help us remember to be TRUSTWORTHY like Joshua.

### Prayer:

Dear God, thank you for showing us Joshua's story so that we can learn to be committed and faithful to you as well. We pray that we can be trustworthy in our actions, Lord, and help others trust you and follow your will. Guide us in our daily lives so that we are doing what you have called us to do. In Jesus name, Amen.

## LESSON 3: BE TRUSTWORTHY

### (3rd to 5th) Small Group or SS Discussion

**Discussion Questions:** *Multiple answers could apply*

1. Why do you think Joshua took the Israelites to Shechem?  
*It was a special place that the Israelites would recognize as somewhere that God had made holy. Joshua wanted to remind them of God's power and grace.*
2. Why do you think he reminded the Israelites of all the things God had done?  
*He wanted the Israelites to remember how faithful God had been to them. He also wanted them to see that they had strayed from their faith in God and weren't following Him completely anymore.*
3. Why do you think Joshua says, you have to make this commitment now?  
*It is easy to say, "I'll think about it" or "I'll decide later," but Joshua knew that it was important for the Israelites to choose whether they were going to follow God, especially in that holy place.*
4. How do you think Joshua used his influence to help the Israelites choose the right path?  
*He reminded them of his and God's TRUSTWORTHINESS. He wanted them to remember all of the times he had proved that he was bringing them down the right path. He said he was going to follow God, so he knew that they would want to do what he was doing as well.*
5. How can we prove to others that we are TRUSTWORTHY?  
*We can show them with our words and actions. If we say we're going to do something, then we need to do it. We will build trust with that person and help them to do the right thing as well.*

Let's say a prayer to help us remember to be TRUSTWORTHY like Joshua.

**Prayer:** Dear God, thank you for showing us Joshua's story so that we can learn to be committed and faithful to you as well. We pray that we can be trustworthy in our actions, Lord, and help others trust you and follow your will. Guide us in our daily lives so that we are doing what you have called us to do. In Jesus name, Amen.

## Hands-on Lesson Review

“Fishing for the Truth”

### Supplies:

- [Colorful Ping Pong Balls](#)
- [2 Fish Tank Nets](#)
- A large tub or bucket of water
- Permanent marker
- Towels
- Water source
- List of game questions and corresponding answers (below)

### Before class:

- Set up the tub or bucket of water outside or on a few towels. This activity can get a little messy, so be sure to section off an area that is safe to splash a little water. Fill the tub about halfway.
- Write the answers to the questions on the colorful ping pong balls with the permanent marker and pour them into the tub of water. (*Note: for an added challenge, include ping pong balls that do not have anything written on them*)

### Directions:

1. Divide the class into two teams. Have them form two lines going back from the tub of water. One person from each team will take a turn at a time.
2. Explain that you will ask a question and then they will have to use the fish tank net to capture the ping pong ball with the correct answer written on it. Whoever captures the correct ping pong ball first wins the round. (*Note: Remind them that we are all friends, and we need to be kind in our game play*)
3. Once every person on the team has had a chance to “fish” for ping pong balls, you can declare a winner. If you have enough questions leftover, you can do a second round.

## LESSON 3: BE TRUSTWORTHY

### Questions for Game:

1. What famous Bible character was Joshua's mentor? (*Moses*)
2. What job did Joshua have when he was serving under Moses? (*Servant and Minister*)
3. Where did Joshua lead the Israelites? (*Promised Land*)
4. What was the word we used to describe Joshua? (*Trustworthy*)
5. Who did Joshua have influence over? (*The Israelites*)
6. Where did Moses tell Joshua to take the Israelites? (*Across the Jordan River*)
7. Joshua and the Israelites fought many what to get to the Promised Land? (*Battles*)
8. Where did Joshua gather the Israelites when they strayed from following God? (*Shechem*)
9. Why was Shechem a special place? (*It was holy*)
10. What did Joshua want to remind the Israelites of? (*All that God had done for them*)
11. Who did Joshua mention first when he talked about who God had saved? (*Abraham*)
12. What did God give to Abraham? (*Many descendants*)
13. God saved the people from being slaves in which country? (*Egypt*)
14. What does Joshua want the Israelites to do? (*Renew their covenant with God*)
15. What does he want the Israelites to promise to do? (*Follow only God*)
16. When does Joshua want the people to make their choice? (*Right now*)
17. Whose household will serve the Lord? (*Joshua's*)
18. What city did Joshua help them defeat during their battles for the Promised Land? (*Jericho*)
19. The Israelites said, "Far be it from us to forsake the" who? (*Lord*)
20. Joshua asks the Israelites to throw out their what? (*Foreign gods*)

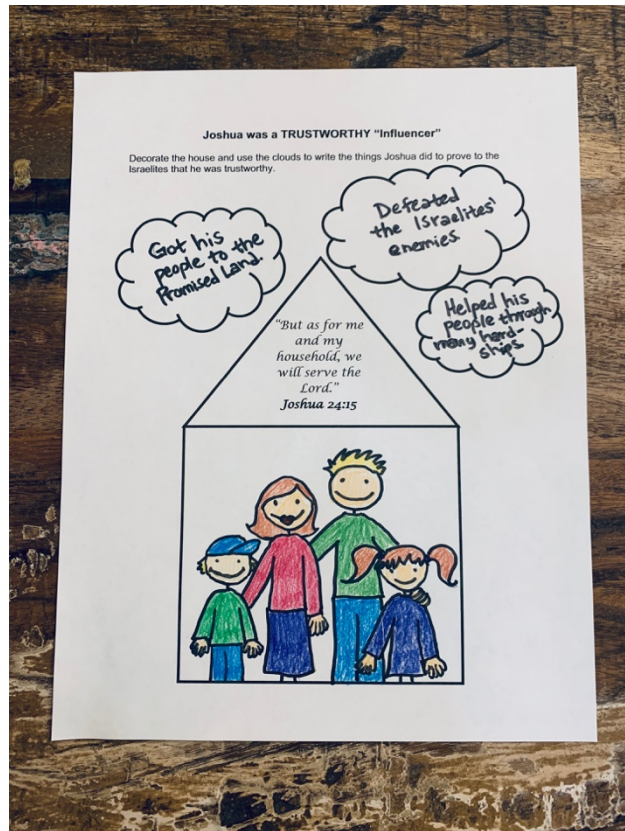
## Bonus Activity: Joshua was a TRUSTWORTHY “Influencer” Craft

### Supplies:

- Joshua was a TRUSTWORTHY “Influencer” activity page (printable below)
- Crayons/Markers
- Pens/Pencils for drawing/writing

### Directions:


1. Give each child a “Joshua was a TRUSTWORTHY ‘Influencer’” activity page.
2. Remind them of the memory verse and that it says, “as for me and my ‘household.’”
3. Explain that they will be decorating the house. They can draw themselves in their home or they can draw Joshua and what they think his house might have looked like.
4. When they are finished coloring and drawing, tell them that they will now write down three things that Joshua did to prove he was trustworthy inside the clouds on the activity page.
5. When they are finished, have some of the children share what they wrote inside their clouds and how they decorated their homes.



## LESSON 3: BE TRUSTWORTHY

### Joshua was a TRUSTWORTHY “Influencer”

Decorate the house and use the clouds to write the things Joshua did to prove to the Israelites that he was trustworthy.





## LESSON 3: BE TRUSTWORTHY



Joshua 24:15 “....But as for me and my household, we will serve the Lord.”



### Song Suggestion (K - 2<sup>nd</sup> Grade):

“Speak the Truth” By: Simon Parry Link: <https://youtu.be/-Kfyj7H8CZA>

Lyrics:

Sometimes it's hard  
To tell the truth each day  
Sometimes a lie  
Is easier to say  
But God wants us pure  
With a heart just like his  
Living a life  
Of love, joy and peace

We will speak the truth  
We won't tell a lie  
God has commanded us  
To live an honest life  
We will speak the truth

(We speak the truth)

Sometimes it's hard  
To tell the truth each day  
Sometimes a lie  
Is easier to say  
But God wants us pure  
With heart just like his  
Living a life  
Of love, joy and peace.

We will speak the truth  
We won't tell a lie  
God has commanded us  
To live an honest life  
We will speak the truth  
We won't tell a lie  
God has commanded us  
To live an honest life  
We will speak the truth

### Song Suggestion (3<sup>rd</sup> - 5<sup>th</sup> grade):

"If We're Honest" Francesca Batistelli

Link: <https://youtu.be/IDcTvtuuVU8>

Truth is harder than a lie  
The dark seems safer than the light  
And everyone has a heart that loves to hide  
I'm a mess and so are you  
We've built walls nobody can get through  
Yeah, it may be hard, but the best thing we could ever do, ever do

Bring your brokenness, and I'll bring mine  
'Cause love can heal what hurt divides  
And mercy's waiting on the other side  
If we're honest  
If we're honest

Don't pretend to be something that you're not  
Living life afraid of getting caught  
There is freedom found when we lay our secrets down at the cross, at the cross

So, bring your brokenness, and I'll bring mine  
'Cause love can heal what hurt divides  
And mercy's waiting on the other side  
If we're honest  
If we're honest  
It would change our lives  
It would set us free  
It's what we need to be

So, bring your brokenness, and I'll bring mine  
'Cause love can heal what hurt divides  
And mercy's waiting on the other side  
If we're honest  
If we're honest  
If we're honest

## Parent Page

**Title:** Influencers are TRUSTWORTHY

- **Big Idea:** In order to influence others, they have to trust what you are saying. They have to know that you keep your word and what you speak is the truth.
- **Key Passage: Joshua's speech to the tribes of Israel.** Because of Joshua's reputation of being an instrument of God and a trustworthy person, he was able to remind the Israelites what God had done for them and to encourage them to agree to follow the Lord instead of the many false gods of the time.
- **Memory Verse: Joshua 24:15** "....But as for me and my household, we will serve the Lord.'"

Today, we talked about Joshua and his TRUSTWORTHY actions. He meant what he said, and he always followed through when he promised his people something. He got them through many hardships and was a good leader. Because he was a trustworthy "influencer," he was able to convince his people to get back on the right track and follow God after they had strayed from the righteous path. Encourage your children to be honest and trustworthy in their words and actions.

### Questions from the story of Jonathan and David:

1. Where did Joshua take the Israelites?  
Shechem, which was a holy place
2. What were some of the reasons God (through Joshua) gave to prove he had been faithful to the Israelites?  
He brought Abraham into Canaan, he gave him descendants, he saved them from starvation, he sent Moses to free them from the Egyptians, he brought them through hardships and battles with their enemies to get to the Promised Land
3. Joshua tells the Israelites that they have to do what right now?  
Make a choice whether to follow God or not
4. How did the people respond to Joshua's speech?  
They were encouraged to renew their commitment with God as well. They decided they were going to ignore what those around them were doing and focus their faith on God.

### Family Activity:

“Commitment Poster”

#### Supplies:

- Poster board (size of your choosing)
- Markers
- Stickers (optional)

#### Directions:

1. Go through the questions on the previous page and talk to your kids about what it means to be TRUSTWORTHY.
2. When you’re finished talking about Joshua and how he was an honest, trustworthy influencer, get out your poster board and write the Bible verse large enough to read it from a distance.
3. Then, have your family work on decorating the poster board together.
4. When you’re finished, hang it up in a place that will you see often and recite the verse together.

## Lesson Summary

**Title:** Influencers are INSPIRATIONAL

- **Big Idea:** Being an inspiration is no easy task. You have to encourage others to do what is right and believe in the unbelievable. This comes from developing relationships, proving your trustworthiness and allowing others to speak.
- **Key Passage:** **Jesus' life from his birth to his time on the cross.** Jesus is the ultimate influencer and motivator to do the right thing. We will talk about key points in his life and ministry and why he is the way, the truth and the life.
- **Memory Verse:** **John 14:6.** "Jesus answered, 'I am the way the truth and the life. No one comes to the Father, except through me.'"
- **Key Life Application:** Hearing about the life of Jesus and how he inspired others will help children realize that they have the ability to INSPIRE others in their lives to follow after Christ. They can prepare a place in Heaven for people in their lives by inspiring them to accept Christ as their savior.

**Gospel Connection:** As you go through this lesson, remind children that while Jesus was INSPIRATIONAL because he was the Son of God and the Messiah, they can also be inspiring to those around them. When they act like Christ, then they are showing others what it means to truly follow after Jesus.

### Supplies Needed:

- A printout of the script for the two people performing
- White robe for Jesus (optional)
- Fake beard for Jesus (optional)
- Pair of sandals
- A cardboard box (any size will do)
- Wrapping paper
- Notecards (3x5)
- Marker or pen
- 1 Posterboard/Foam board
- Bag of small prizes (candy, small toys, etc.)
- Double stick tape
- Cardstock in a variety of colors
- 10-15 magazines
- Scissors and Glue sticks
- Crayons/Markers
- Pens/Pencils
- Printout of Parent Page (collated) for each child to take home

# Memory Verse Activity: Hand Motions

Jesus answered,

*Do the sign for “Jesus” (here’s what it looks like)*

‘I am the way,

*Point to yourself, then move your hand away from your body like it’s going down a road*

The truth and the life.

*Point to your temple, then put your hand on your heart*

No one comes to the Father,

*Shake your head and point to Heaven*

Except through me.’”

*Point to yourself with both thumbs.*

John

*Make the sign for the letter “j” ([here’s what it looks like](https://www.signingtime.com/dictionary/j/))*

<https://www.signingtime.com/dictionary/j/>

14:6

*Make each number with your fingers (ie. One, four, six)*

**“Jesus answered, ‘I am the  
way the truth and the life.  
No one comes to the Father,  
except through me.’”**

**John 14:6**



## Lesson Skit: Jesus is Inspirational

Note: Each skit in the series will focus on one of the “influencers” of the Bible. It will be a mock YouTube channel that will speak to kids where they are. Use these skits as a fun way to introduce each Bible character and their importance to the Gospel.

### Parts:

Host

Jesus

A wise man

Rabbi

Simon - a Baptized Man

Servant from Wedding at Cana

The Other Mary

### Supplies:

- A printout of the script for the two people performing
- White robe for Jesus (optional)
- Fake beard for Jesus (optional)
- Pair of sandals

**Set:** Use a large piece of foam board to create a pretend computer screen. It will look like a large frame. Have the actors sit inside the frame to say their lines. The influencer will be out of frame for the first few seconds.

### Skit:

**Host:** Hey, everyone! Welcome back to my channel here on BibleTube. Thanks for tuning in to the last video in my series about Biblical influencers! We are really excited about today’s guest. He came down from the right hand of God to chat with us, and we are pleased to have him! He’s everyone’s favorite Son of God. He’s the healer, counselor and King of Kings. Please welcome, Jesus!

*(Jesus comes into frame)*

**Jesus:** Good morning. I’m happy to be a part of your show. Can I say hi to some of my disciples? *(host nods)* Hi Peter! Hi James! Hi Paul! I hope you’re all doing well. I’ll see you tonight at supper. I’ll bring the bread and wine. *(winks)*



## LESSON 4: BE INSPIRATIONAL

**Host:** That sounds like a great time. Well, since we don't all get to dine with you tonight, we are going to spend some time with you here and play a little game. Does that sound good?

**Jesus:** Of course! You have great ideas! I know it will be a great experience.

**Host:** Well, thank you. I have some friends here who are going to play with us. And you might recognize them. Please welcome a wise man, the rabbi from the temple, a man who was baptized by John the Baptist, a servant from the wedding in Cana, and the other Mary!

*(Jesus is amazed and hugs everyone) (Other characters sit down)*

**Jesus:** Well, this is a treat! Wow!

**Host:** That word “wow” is going to be part of our game today, Jesus. We're going to have each person describe how they were impacted by different parts of your life, and you will have to keep from saying “wow.” If you can do it, then you get to keep this brand-new pair of sandals!

**Jesus:** That's great! Alright, let's play!

**Host:** Okay, Wise man, I think you're first up. Tell Jesus your story.

**Wise Man:** Seeing the star in the sky and following it to the manger was one of the most profound moments of my life. I didn't know what we would find when we got to Bethlehem, but it didn't disappoint. We witnessed the birth of a king, and it made me realize that God does love me.

**Jesus:** Wwww...I mean, that is amazing. God does love you, friend!

**Host:** Thank you, Wise Man. Rabbi, would you like to go next?

**Rabbi:** Sure. I am humbled by your presence now, and I was humbled by your presence when you were a young boy in the temple. You already knew so much about our Heavenly Father, and you had such a passion for God's Word. It was life changing.

**Jesus:** Oh, Rabbi! I remember you. I am so glad that you were so affected by our time together.

## LESSON 4: BE INSPIRATIONAL

**Host:** Next, we have Simon, who was at the river the day that you were baptized by John the Baptist.

**Jesus:** Oh, how wonderful! I'd love to hear his story.

**Simon:** Yes, Lord. I had just come out of the water after being baptized. I was already feeling the presence of God. But when I saw you baptized, and the sky opened up, I just couldn't believe my eyes. I knew then that God had a special plan for my life.

**Jesus:** Www....what a wonderful story!

**Host:** Almost got you there, Jesus. (*winks*) Let's hear from one of the servants from the wedding in Cana where you performed your first miracle.

**Servant:** Hello, Jesus. I was there the night you turned water into wine. You told us to fill the stone water jars with water. We had no idea what was going to happen. We were worried that the master of the feast would be angry because the wine had run out, but when he tasted the water we'd poured, it was wine. We didn't know how this had occurred. It was then that I knew you were sent from God; that there was hope for us all.

**Jesus:** That was a special night, and I'm so glad you were there to witness it.

**Host:** Our last guest is The Other Mary. She might not be as well-known as Mary Magdalene, but she is very important to the story of your resurrection.

**Jesus:** Indeed, she is. Mary, I'm so happy to see you.

**The Other Mary:** I'm so happy to be here! The day that Mary Magdalene and I witnessed the Angel of the Lord coming down to your tomb was a day I'll never forget. We realized that you were not dead as we had feared. You were alive and you would always be with us!

**Jesus:** I know I'm not supposed to say it, but Wow! These stories have blessed me greatly. I hope others who know these stories will come to know me and my father and be saved for all eternity.

**Host:** Thank you for being here today, Jesus. And thank you guests for sharing your stories. If you liked this video, don't forget to like those around you and subscribe to following Christ!

# LESSON 4: BE INSPIRATIONAL

## Large Group Lesson

*\*After the skit*

We've been talking these past few weeks about what it takes to be an influencer. What are some of the ways to be a true "influencer?" What qualities do you have to have? (*allow for answers*) **Intentional, Selfless and Trustworthy**. Well, today we're going to talk about one more characteristic: **INSPIRATIONAL**. What do you think makes someone inspirational? The dictionary says inspirational means something/someone that makes you feel full of hope or encouraged. Who do you think of when you think of someone who is **INSPIRATIONAL**? (*allow for answers*) Maybe your parents, a coach, a celebrity? Well, the ultimate **INSPIRATIONAL** influencer, was Jesus!

We know that Jesus did amazing things when he walked on the earth. But does he stop being **INSPIRATIONAL** when he ascended to Heaven? No! He is still affecting people and changing their lives. [Insert story about how Jesus has changed your life. Maybe the story of how you became a Christian]. Does anyone want to share how Jesus has inspired them? (*allow for answers*) Those are great stories. Now, we're going to talk about some key points in Jesus' life and how he inspired people then and now.

### Jesus' Birth

The first time that Jesus inspires people is with his birth. Just the fact that the son of God came into the world; that was enough to **INSPIRE** so many people. The first people to be changed by his birth were the shepherds who saw the magnificent light in the sky and were visited by the angel of the Lord. Let's look at **LUKE 2:16-20** to see what happened.

***"So, they hurried off and found Mary and Joseph, and the baby, who was lying in the manger. When they had seen him, they spread the word concerning what had been told about this child, and all who heard it were amazed at what the shepherds said to them. But Mary treasured up all these things and pondered them in her heart. The shepherds returned, glorifying and praising God for all the things they had heard and seen, which were just as they had been told."***

Earlier in the story, the angel of the Lord had appeared to these shepherds and had told them what they would find in Bethlehem. When they found Mary and Joseph and the baby, they knew that what the angel had told them was true. When they

## LESSON 4: BE INSPIRATIONAL

discovered this to be true, they ran to everyone they could find to tell them the good news. That the savior had been born in Bethlehem. Jesus was already an INSPIRATION, even as a newborn.

### Calling His Disciples

Many years later, Jesus was setting off to begin his ministry. He came across two brothers, Simon Peter and Andrew, who were casting a net into the lake, for they were fishermen. What you need to know about these two men, is that being fishermen was not just a hobby. This was likely a trade that their ancestors had done for many generations. It was how they earned a living and fed their families. So, it was a pretty important part of their lives. While they are casting their nets and doing what they do every day, Jesus walks by and says, **“Come follow me, and I will send you out to fish for people.”** Then, something amazing happens. The men leave their nets and follow Jesus. Can you imagine, leaving everything behind to follow a man you’d just met. This tells me that they knew deep down in their hearts and souls that Jesus was the Messiah and that following him meant more than just following the new guy in town. He INSPIRED these average men to become disciples of God’s son.

### Inspiring His Disciples Before Crucifixion

After years of ministry, Jesus knows that soon he will have to sacrifice his life for the sins of man. He begins telling his disciples that he will no longer be with them in body. They are worried about life without Jesus. But he explains to them that if they believe in God, then they also believe in him and that he is preparing a place for them in His Father’s House. They are still somewhat confused. Thomas says, “Lord, we don’t know where you are going, so how can we know the way?” This question prompts Jesus to say one of his most INSPIRATIONAL and important words in **JOHN 14:6-14**.

*“Jesus answered, ‘I am the way and the truth and the life. No one comes to the Father except through me. If you really know me, you will know my Father as well. From now on, you do know him and have seen him.’”*

*He goes on to say, “‘Very truly I tell you, whoever believes in me will do the works I have been doing, and they will do even greater things than these, because I am going to the Father. And I will do whatever you ask in my name, so that the Father may be glorified in the Son.’”*

## LESSON 4: BE INSPIRATIONAL

Jesus is reassuring the disciples that they have the power to continue Jesus' life's work even after he is gone. They can do the works he has been doing and even greater things. Can you imagine if Jesus told you, not only are you going to continue to perform miracles, heal people and change people's hearts, but you are going to do even greater things than I did? I think that would be pretty INSPIRATIONAL to me.

### The Great Commission

While the disciples were inspired to continue their work after Jesus' death, it wasn't until his resurrection and his visit with them afterwards that the disciples truly became inspired to spread the "good news" to all the earth. Let's look at **MATTHEW 28:16-20**

Jesus says to his disciples, ***"All authority in heaven and on earth has been given to me. Therefore, go and make disciples of all nations, baptizing them in the name of the Father and of the Son and of the Holy Spirit, and teaching them to obey everything I have commanded you. And surely, I am with you always, to the very end of the age."***

So, do you think Jesus deserves the title of "INSPIRATIONAL influencer?" What are some things he did to be inspiring? (allow for answers) That's right. And through our faith in him, we can be inspiring to others, helping them to know and love Christ. We can help prepare a place for them in Heaven just like Jesus did for his disciples.

Let's close our eyes for a second, and I want you to think about two or three people you could help to inspire to love Jesus. It could be a friend at school. It could be younger siblings. It could even be a parent or a relative. Think about those people and just ask God in your mind to help you be an INSPIRATION to them. (allow for a few seconds of silence) Okay, now let's open our eyes and recite our memory verse together.

**Memory Verse:** "Jesus answered, 'I am the way the truth and the life. No one comes to the Father, except through me.'" **John 14:6**

## LESSON 4: BE INSPIRATIONAL

### (K to 2nd) Small Group or SS Discussion

#### Discussion Questions:

1. When did Jesus first inspire people around him?
  - A. When he was born in the manger.
2. How did Simon Peter and Andrew react to Jesus when he told them to “follow him?”
  - A. They left their nets and everything they had known to follow after Jesus and become fishers of men.
3. What does Jesus tell his disciples they will still be able to do even after his death?
  - A. They will be able to continue doing the works that Jesus has done and will be able to do things even greater.
4. When Jesus visits the disciples after he has risen, what does he tell the disciples to do?
  - A. He gives them the “Great Commission” and tells them to make disciples of all nations.
5. What are the four characteristics that influencers should have?
  - A. They should be intentional, selfless, trustworthy and inspirational

Let’s say a prayer to help us remember to be INSPIRATIONAL like Jesus.

**Prayer:** Dear God, thank you for sending your one and only son to not only be an inspiration to us, but also to be our savior. Help us to be an inspiration to others by showing your love and being an example of who you are. We pray that we can show others what it means to accept you as our savior so that they, too might have eternal life. In Jesus name, Amen.

## LESSON 4: BE INSPIRATIONAL

### (3rd to 5th) Small Group or SS Discussion

**Discussion Questions:** *Multiple answers could apply.*

1. Why do you think the shepherds were inspired by Jesus' birth?

*They were first visited by the angel of the Lord who told them that the son of God had been born in a manger in Bethlehem. When they realized all these things were true, and that there was hope for them, they began telling everyone about this very important baby.*

2. What do you think made Jesus' disciples leave everything and follow him?

*They were in the presence of God—whether they realized it or not—and they knew somewhere deep down that this was no ordinary man. I think they knew they were leaving an ordinary life to do extraordinary things.*

3. Why are the disciples worried about Jesus' death?

*They have given up everything in their lives to follow Jesus. And while they know that he is the Son of God and they have seen miraculous things, they are also “dangerous” people in the eyes of the Romans and the traditional Jewish people. So, they are worried that without Jesus, they will be persecuted and Jesus' life's work will be ruined.*

4. What does Jesus do to help alleviate their fears?

*He tells them that he is the way, the truth and the life, and by following him, they have a place in Heaven. Not only do they have a place in his father's kingdom, but they will also be able to continue the miraculous works that Jesus was doing on earth.*

5. What do you think Jesus means by “make disciples of all nations?”

*He wants his disciples to tell everyone about the “good news” of his resurrection so that everyone on earth has the chance to accept Jesus as their savior and go to Heaven.*

**Prayer:** Dear God, thank you for sending your one and only son to not only be an inspiration to us, but also to be our savior. Help us to be an inspiration to others by showing your love and being an example of who you are. We pray that we can show others what it means to accept you as our savior so that they, too might have eternal life. In Jesus name, Amen.



# Hands-on Lesson Review

“Pass the Inspiration”

### Supplies:

- A cardboard box (any size will do)
- Wrapping paper
- Notecards (3x5)
- Marker or pen
- 1 Posterboard/Foam board
- Bag of small prizes (candy, small toys, etc.)
- Double stick tape

### Setup:

- Use the list of prompts (below) and write one prompt on each notecard with a pen or marker. There should be five prompts for each category and four categories (Jesus' Birth, Calling His Disciples, Inspiring His Disciples, The Great Commission)
- Next write one of the four categories on a separate notecard. Then place these notecards (just the categories) at the top of your posterboard/foam board.
- Get your cardboard box and stick one notecard and one prize on the outside of the box with double stick tape.
- Once you have taped it to the outside of the box, wrap it in wrapping paper.
- After you've wrapped the first layer of notecard and prize, you will place another notecard and prize and wrap it again.
- You will continue this process until all of the notecards are wrapped.

### Directions:

1. Have children form a circle with chairs or by sitting on the floor. Explain that they will be playing, Pass the Inspiration.
2. Hand the wrapped cardboard box to the first child in the circle and start some music. Randomly turn the music off. Whoever has the box when the music stops will get to tear off one layer of the paper.
3. Once they have found the notecard and the prize, they can keep the prize and then place the notecard under the correct notecard on the posterboard/foamboard. They will have to guess which category it fits under.

## LESSON 4: BE INSPIRATIONAL

4. Continue play until everyone has had the chance to unwrap the package and place a notecard on the board.
5. When you are finished placing all of the notecards, read through the categories and talk about what happened in each inspirational point in Jesus' life.

### Prompts for Notecards:

#### Jesus' Birth

- Jesus inspired the shepherds during this time.
- The angel of the Lord appeared to shepherds after this inspirational time in Jesus' life.
- This inspirational time is captured in the verses that include, "When they had seen him, they spread the words concerning what had been told about the child, and all who heard it were amazed at what the shepherds said to them."
- "The shepherds returned, glorifying and praising God for all the things they had heard and seen, which were just as they had been told."
- Mary also realized that what the angel told her about her son was true. We know this because the verse says, "But Mary treasured up all these things and pondered them in her heart."

#### Calling His Disciples

- Jesus was beginning his ministry and came across Simon Peter and Andrew.
- Two brothers left their fishing nets and their way of life to follow Jesus.
- Jesus said, "Come follow me, and I will send you out to fish for people."
- Jesus inspired average men to do extraordinary things.
- Two fishermen became Jesus' first disciples.

#### Inspiring His Disciples

- Jesus reassures his disciples about his death that is coming soon.
- Jesus tells his disciples that because they believe in him, they have a place in Heaven.
- Jesus tells his disciples that he is the way, the truth and the life.
- "No one comes to the Father except through me. If you really know me, you will know my Father as well. From now on, you do know him and have seen him."
- Jesus tells his disciples, "Very truly I tell you, whoever believes in me will do the works I have been doing, and they will do even greater things than these,

## LESSON 4: BE INSPIRATIONAL

because I am going to the Father. And I will do whatever you ask in my name, so that the Father may be glorified in the Son.’”

### The Great Commission

- Jesus visits the disciples after his resurrection.
- Jesus’ disciples are inspired to spread the “good news” about his death and resurrection.
- Jesus tells his disciples to “go and make disciples of all nations.”
- Jesus tells his disciples to baptize [new Christians] in the name of the Father and of the Son and of the Holy Spirit and teach them to obey everything he has commanded.
- This piece of inspirational advice is in Matthew 28:19-20.

## LESSON 4: BE INSPIRATIONAL

### Bonus Activity: What Inspires You? Craft

#### Supplies:

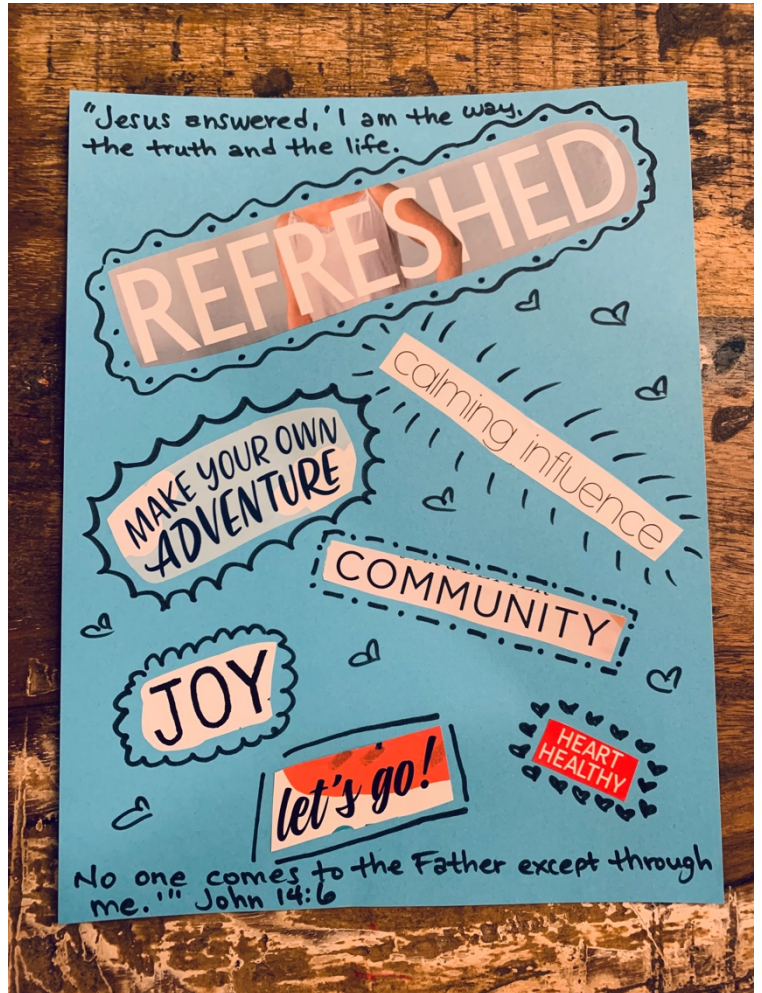
- Cardstock in a variety of colors
- 10-15 magazines
- Scissors
- Glue sticks
- Crayons/Markers
- Pens/Pencils

#### Before the craft:


Remind children that “influencers” like Jesus are INSPIRATIONAL. We want to create a piece of artwork that will help us stay inspired so we can be inspirational to others.

#### Directions:

1. Give each child a piece of cardstock (they can pick the color).
2. Explain that when you give the okay, they will look through the magazines that you’ve provided and cut out words, pictures and/or phrases that inspire them to be a good leader and “influencer.”
3. When they are finished cutting out their words and pictures, they will glue them onto their cardstock and create an inspirational piece of artwork to take home and display.
4. When they are finished gluing on their words and pictures, they can decorate the paper with the markers and other supplies. You can also encourage them to write the memory verse somewhere on their page.
5. When everyone is finished with their artwork, have a couple children share what they chose to put on their paper and how it will inspire them.



## LESSON 4: BE INSPIRATIONAL



John 14:6. "Jesus answered, 'I am the way the truth and the life. No one comes to the Father, except through me.'"



### Song Suggestion (K - 2<sup>nd</sup> Grade):

“Big House” By: Kids4HisGlory

Link: [https://youtu.be/hrzG0qyp\\_rl](https://youtu.be/hrzG0qyp_rl)

#### Lyrics:

Come and go with me to my father’s house (2x)  
It’s a big, big house with lots and lots of room  
A big, big table with lots and lots of room  
A big, big yard where you can play football  
A big, big house  
It’s my father’s house

Come and go with me to my father’s house (2x)  
It’s a big, big house with lots and lots of room  
A big, big table with lots and lots of room  
A big, big yard where you can play football  
A big, big house  
It’s my father’s house

Come and go with me to my father’s house (2x)  
It’s a big, big house with lots and lots of room  
A big, big table with lots and lots of room  
A big, big yard where you can play football  
A big, big house  
It’s my father’s house

It’s my father’s house (2x)

## LESSON 4: BE INSPIRATIONAL

### Song Suggestion (3<sup>rd</sup> - 5<sup>th</sup> grade):

“The Father’s House” by Cory Asbury

Link: <https://youtu.be/lHWRIKkvV0>

Sometimes on this journey, I get lost in my mistakes  
What looks to me like weakness is a canvas for Your strength  
And my story isn't over, my story's just begun  
Failure won't define me 'cause that's what my Father does  
Yeah, failure won't define me 'cause that's what my Father does

Ooh, lay your burdens down  
Ooh, here in the Father's house  
Check your shame at the door (ooh)  
'Cause it ain't welcome anymore (ooh)  
Ooh, you're in the Father's house

Arrival's not the end game, the journey's where You are  
You never wanted perfect, You just wanted my heart  
And the story isn't over, if the story isn't good  
A failure's never final when the Father is in the room  
A failure's never final when the Father is in the room

Ooh, lay your burdens down  
Ooh, here in the Father's house  
Check your shame at the door (ooh)  
'Cause it ain't welcome anymore (ooh)  
Ooh, you're in the Father's house, yeah

Prodigals come home  
The helpless find hope  
Love is on the move  
When the Father's in the room  
Prison doors fling wide  
The dead come to life  
Love is on the move

When the Father's in the room  
Miracles take place



## LESSON 4: BE INSPIRATIONAL

The cynical find faith  
And love is breaking through  
When the Father's in the room  
The Jericho walls are quakin'

Strongholds now are shakin'  
Love is breaking through  
When the Father's in the room  
I said love is breaking through  
When the Father's in the room

Ooh, lay your burdens down  
Ooh, here in the Father's house  
Check your shame at the door  
'Cause it ain't welcome anymore  
Ooh, you're in the Father's house  
Yeah, lay your burdens down  
Ooh, here in the Father's house  
Ooh, you're in the Father's house

## Parent Page

**Title:** Influencers are INSPIRATIONAL

- **Big Idea:** Being an inspiration is no easy task. You have to encourage others to do what is right and believe in the unbelievable. This comes from developing relationships, proving your trustworthiness and allowing others to speak.
- **Key Passage:** **Jesus' life from his birth to his time on the cross.** Jesus is the ultimate influencer and motivator to do the right thing. We will talk about key points in his life and ministry and why he is the way, the truth and the life.
- **Memory Verse:** **John 14:6.** "Jesus answered, 'I am the way the truth and the life. No one comes to the Father, except through me.'"

Today, we talked Jesus and his miraculous, INSPIRATIONAL life. We talked about how he encompassed all of the characteristics of an "influencer" that we've talked about so far (intentional, selfless, and trustworthy). We also learned that when we act like Jesus, we are inspiring others to follow after His heart and develop a personal relationship with Him.

**Questions from the story of Jesus' INSPIRATIONAL life:**

1. When did Jesus first inspire people around him?  
When he was born in the manger.
2. How did Simon Peter and Andrew react to Jesus when he told them to "follow him?"  
They left their nets and everything they had known to follow after Jesus and become fishers of men.
3. What does Jesus tell his disciples they will still be able to do even after his death?  
They will be able to continue doing the works that Jesus has done and will be able to do things even greater.
4. When Jesus visits the disciples after he has risen, what does he tell the disciples to do?  
He gives them the "Great Commission" and tells them to make disciples of all nations.
5. What are the four characteristics that influencers should have?  
They should be intentional, selfless, trustworthy and inspirational

## Family Activity:

“How Can Our Family be Inspiring?”

### Supplies:

- Poster board (size of your choosing)
- Markers
- Stickers (optional)
- Pen
- Piece of paper or notepad

### Directions:

1. Gather your family together and talk about what inspires your family. Talk about all of your strengths as a family and what ways you could be a good example to others.
2. Then use the paper and pen to write down a list of ten ways that you can be an inspiration to others. (Example: Be positive, speak the truth, be kind to others, work hard, use good manners, etc.)
3. Once you’ve come up with your list, use the markers to write them big on your posterboard. Have the kids help you decorate the posterboard and then hang it up where everyone can see it. This will help remind your family to think about their actions and how they are inspiring those around them.
4. Bonus points for memorizing the memory verse as a family! 😊